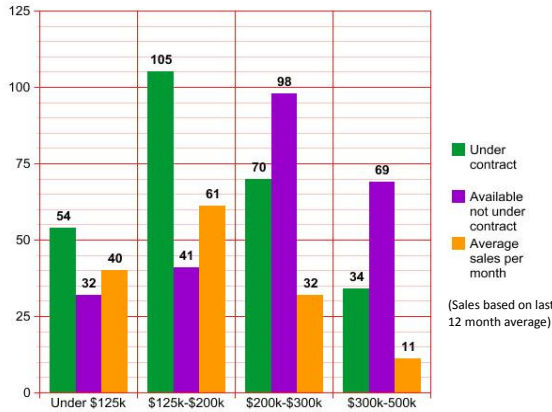


## REAL ESTATE MARKET NEWS!

The local housing market continues to strongly move forward.

Here is what the inventory looks like in the Eau Claire, Altoona and Chippewa Falls area combined.

(Based on data pulled from NWWMLS 3/20/17)



This data shows in our market area we are short on inventory for homes priced under \$200,000. Buyers are competing for available homes. So it's a great time to be a seller. If you're looking to sell, make sure you get as many buyers in the door in the shortest amount of time possible. Call us and see what we can do for you to take advantage of the strong market.

**Aaron Tiry**  
Listing/Marketing Agent

**We don't just List homes, we Sell homes!**

### COMMUNITY INVOLVEMENT

**2016-17 Division B CHAMPS!** **Meet our Volleyball Team!**

Each year Team Tiry Sponsors an adult volleyball team through the Eau Claire Parks & Rec League.

Team Tiry donates to a different charity each month



## How to Get Your Lawn Mower Ready for Spring

When your grass starts its spring growth surge, it will soon need mowing. Having your mower ready to go will help you stay ahead of the growth and keep your lawn looking neat. Here is a checklist of basic annual maintenance for power mowers. Any of these tasks that weren't done in the fall should be performed in the spring.

### Tune It Up

For safety reasons, the first step in doing any work on your mower is to remove the spark plug. Install a new one when you're done with the other maintenance. Clean the air filter if your mower has the foam type, or replace the filter if it's a paper one.

### Change the Oil

Remove the oil drain plug at the bottom of the engine and let the dirty oil run out into a container. When it's completely drained, replace the plug and refill the crankcase with the type and quantity of oil recommended in your owner's manual.

### Sharpen the Blade

A dull mower blade can shred the tips of your grass, causing your lawn to turn brown, so sharpen the blade at least once a year. Always remove it from the mower for sharpening. If the blade has large nicks in the cutting edge from hitting rocks or other debris, you should replace it. While the blade is off, it's a good time to clean the underside of the mower.

### Clean It Top and Bottom

Use a strong spray of water and, if necessary, a putty knife to remove any grass caked on the underside of the mower deck. Clean the top of the mower as well, using a rag or brush to get grass clippings, leaves, and other debris off the deck and out of crevices around the engine and wheels. Once it's clean, you can wax the deck to keep grass and dirt from sticking to it.





## 12 Smart Home Gadgets That Make Great Housewarming Gifts

### **Belkin WeMo Switch Smart Plug**

Plug it into an outlet and connect a coffeepot or other appliance, they can turn the appliance on or off from anywhere at any time.

### **Beddi Smart Alarm Clock**

A white noise generator to lull a homeowner to sleep, and two charging ports. Three customizable buttons that homeowners can use to control other devices, such as an overhead light, fan or coffeepot.

### **ECOVACS Automatic Robotic Vacuum Cleaner**

This vacuum cleaner takes care of cleaning catastrophes by regularly sweeping the home for stray or lingering materials.

### **Holmes Smart Wi-Fi-Enabled WeMo Air Purifier**

Besides providing cleaner air, the Air Purifier issues alerts when it needs to be cleaned or requires a new filter.

### **Nest Thermostat**

The home "knows" when the homeowner gets home and responds accordingly by automatically turning the lights on or adjusting the temperature.

### **Philips Hue Starter Kit**

Colored and white smart lightbulbs. The Starter Kit comes with two LED bulbs and a bridge.

### **August Smart Lock**

The Smart Lock turns smartphones into house keys. The smart lock allows users to control who has access and to monitor activity via the mobile app.

### **Nest Camera**

For indoor surveillance, the camera allows homeowners to check on anything, at any time, from any place. It also sends alerts when it notices strange activity, prompting the homeowner to view the live video.

### **ADT Pulse**

Provides protection along with a mobile app so that homeowners can monitor the home on the go.

### **UE BOOM 2 Phantom Wireless Bluetooth Speaker**

This surround-sound offers 360-degree sound, along with a decent bass. It can be used indoors and outdoors.

### **Crock-Pot Smart Slow Cooker with WeMo**

With this smart product, you can check on a pot of chili while at work or sitting in traffic.


### **Anova Culinary Bluetooth Precision Cooker**

The Bluetooth Cooker can attach to almost any cooking pot and keeps water at an exact temperature.


# Happy Easter!



*Aaron and I love this dessert and we make it each year for Easter for our family. It's a breeze to make and is always a hit with kids. Aaron even loves it left over for breakfast the next day! ....Cheree*



## Not Yo' Mamas Banana Pudding Recipe




**Ingredients:**

- 1 (14-ounce) can sweetened condensed milk
- 1 (12-ounce) container frozen whipped topping thawed, or equal amount sweetened whipped cream
- 2 bags Pepperidge Farm Chessmen cookies
- 6 to 8 bananas, sliced
- 2 cups milk
- 1 (5-ounce) box instant French vanilla pudding
- 1 (8-ounce) package cream cheese, softened

**Directions:**

Line the bottom of a 13 by 9 by 2-inch dish with 1 bag of cookies and layer bananas on top.

In a bowl, combine the milk and pudding mix and blend well using a handheld electric mixer. Using another bowl, combine the cream cheese and condensed milk together and mix until smooth. Fold the whipped topping into the cream cheese mixture. Add the cream cheese mixture to the pudding mixture and stir until well blended. Pour the mixture over the cookies and bananas and cover with the remaining cookies. Refrigerate until ready to serve.



## Businesses We Work With \*

This month's featured business category is

# Home Security

Often overlooked in a home is changing locks or installing additional security measures to keep our families safe. Here are two local & family owned companies that Cheree and I have used and enjoyed their services.

On our website, check out the full list of helpful names & contact information.

<http://www.teamtiry.com/resources/businesses-we-work-with/>



**Pop-a-Lock New Lock Installation and Rekeying.....715-552-1515**  
<http://www.popalock.com/franchise/eau-claire-wi/locksmith-home>

**SOS Security -Home and Business Security Systems.....715-955-4581**  
<https://www.sos-security.com/>

\* The names provided are not a guarantee of service, but are companies we have used/or our customers have chosen and did good work for them.